

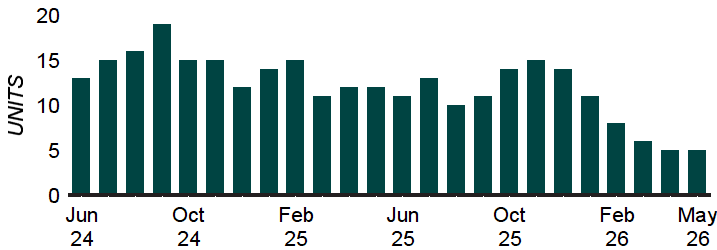
MAY 2026 MARKET REPORT

Milan
Single Family

	May 2026	CHANGE FROM April 2026	CHANGE FROM May 2025
MEDIAN SALE PRICE	\$579,750	▼ -22.40%	▼ -35.20%
AVERAGE SALE PRICE	\$639,916	▼ -14.80%	▼ -49.50%
UNITS SOLD	3	▼ -25.00%	0.00%
AVERAGE DAYS ON MARKET	143	▲ 50.50%	▼ -2.10%
% OF SALES PRICE	87.50	▼ -9.30%	▼ -11.60%
UNITS FOR SALE	5	0.00%	▼ -58.30%
MONTHS OF INVENTORY	1.70	▲ 30.80%	▼ -57.50%

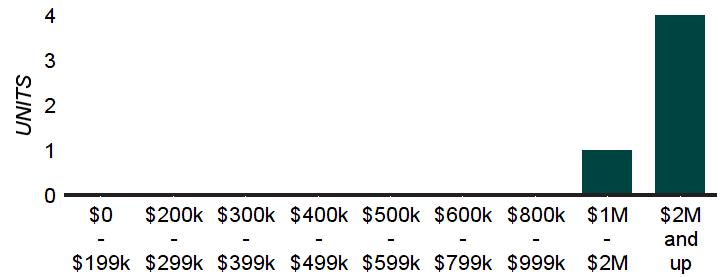
HOMES FOR SALE

Number of homes listed for sale, end of month



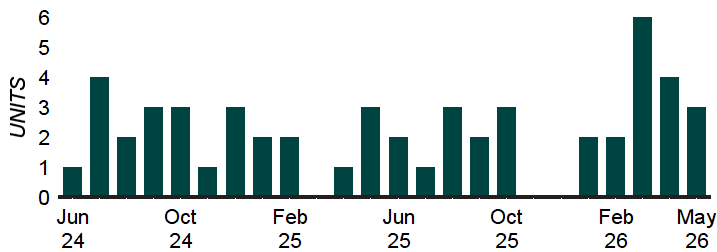
HOMES FOR SALE BY PRICE RANGE

Number of homes listed for sale at the end of month



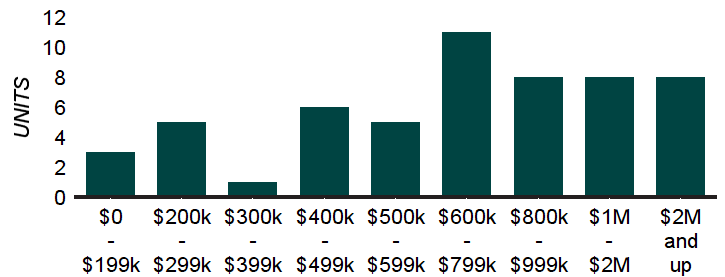
HOMES SOLD

Number of homes sold



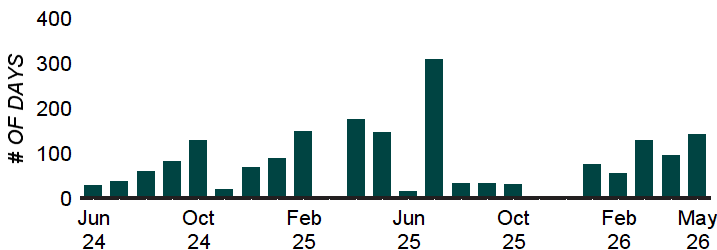
HOMES SOLD BY PRICE RANGE

Number of homes sold in the previous two years



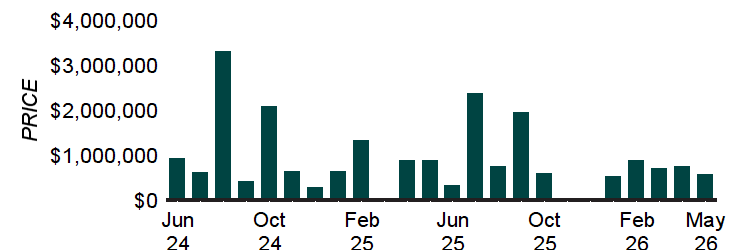
DAYS ON MARKET - SOLDS

Average days on market for all homes sold



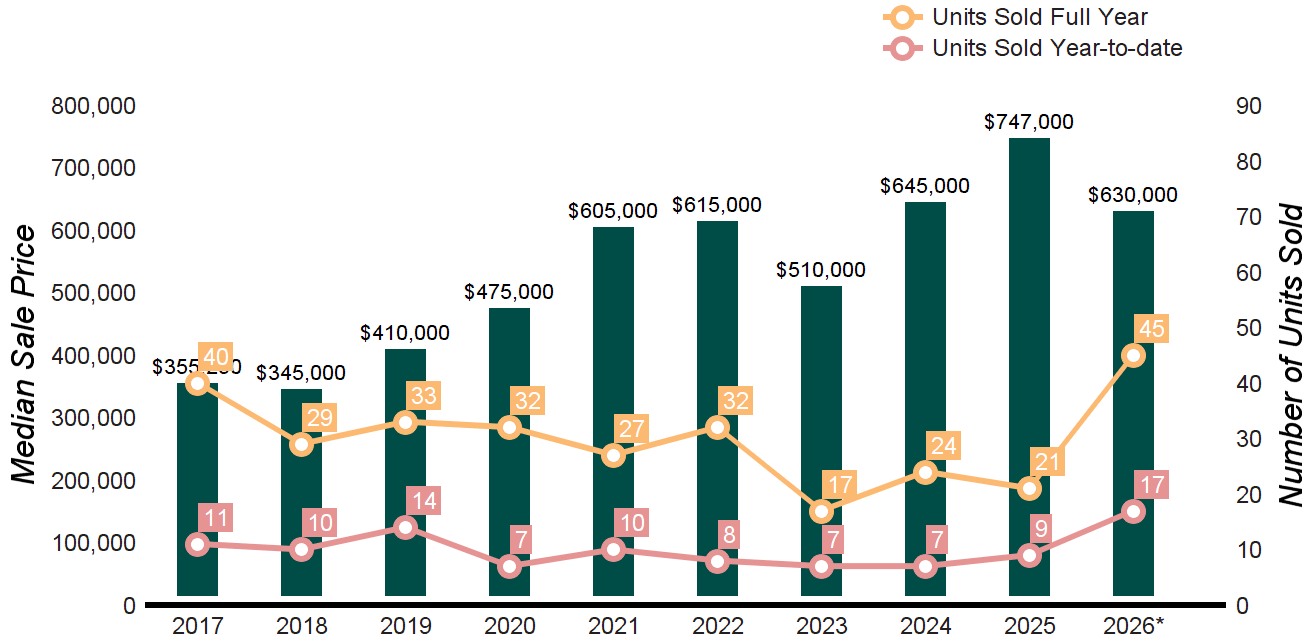
MEDIAN SALE PRICE

Price of the "middle" homes sold - an equal number of sales were above AND below this price



TEN-YEAR MARKET HISTORY

Milan
Single Family



	2017	2018	2019	2020	2021	2022	2023	2024	2025	2026*
UNITS SOLD	40	29	33	32	27	32	17	24	21	45
	▲ 74%	▼ 28%	▲ 14%	▼ 3%	▼ 16%	▲ 19%	▼ 47%	▲ 41%	▼ 13%	▲ 114%
MEDIAN SOLD PRICE	\$355,250	\$345,000	\$410,000	\$475,000	\$605,000	\$615,000	\$510,000	\$645,000	\$747,000	\$630,000
	▲ 14%	▼ 3%	▲ 19%	▲ 16%	▲ 27%	▲ 2%	▼ 17%	▲ 26%	▲ 16%	▼ 16%